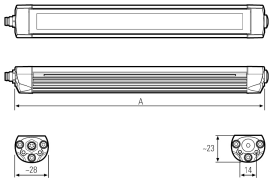
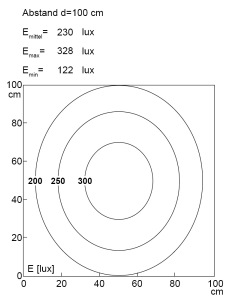
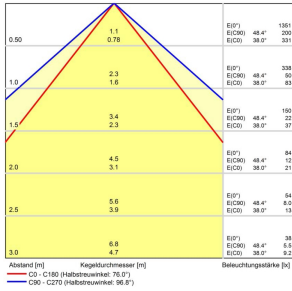



## LED Maschinenleuchte



<b>Product-Nr.</b>	154290-01
<b>EAN:</b>	4260556626147
<b>Model:</b>	TUBELED_25 RGB-W
<b>Order number:</b>	154290-01
<b>Model:</b>	TUBELED_25 RGB-W
<b>Type:</b>	LED surface-mounted light
<b>Illuminant:</b>	SMD RGB-W Cluster LED
<b>Power consumption white:</b>	~9,6 W
<b>White lamp luminous flux:</b>	~9,6 W
<b>Lamp luminous efficiency:</b>	~159 lm/W
<b>Light colour white:</b>	daylight white (5200 - 5700K)
<b>Power consumption RED:</b>	~2,9 W
<b>Lamp luminous flux RED:</b>	184 lm
<b>Power consumption GREEN:</b>	~1,9 W
<b>Lamp luminous flux GREEN:</b>	336 lm
<b>Power consumption BLUE:</b>	~2,9 W
<b>Lamp luminous flux BLUE:</b>	112 lm
<b>Light distribution:</b>	direct
<b>Connected load:</b>	24 V DC -10 % +7 % (RGB) – 24 V DC ±10 % (W)
<b>Connection (connector):</b>	M8 B-kodiert
<b>Degree of protection:</b>	IP67
<b>Class of protection:</b>	III
<b>Glare control:</b>	diffused safety glass
<b>Beam angle (optics):</b>	100°
<b>Operating temperature:</b>	-30... +55 °C (-22... 131 °F)
<b>Colour rendering WHITE (Ra):</b>	>85
<b>Lamps lifetime:</b>	> 60.000 h (L80/B10)
<b>Housing material:</b>	aluminium
<b>Cover material:</b>	safety glass, shatterproof
<b>Height [B] x Width [C]:</b>	~28 mm x ~23 mm (~1,10" x ~0,91")
<b>Length [A]:</b>	370 mm (14,57")
<b>Weight (net):</b>	300 g (~11 oz)
<b>Gross weight:</b>	450 g (~16 oz)
<b>Risk group (DIN EN 62471):</b>	free group
<b>Markings:</b>	CE, UKCA, ETL Listed (5003529)
<b>Dimmable:</b>	option external, PWM
<b>Mounting accessories:</b>	option
<b>Made in:</b>	Germany
<b>Feature:</b>	RGB-W: Illumination and beacon in one light; connection